

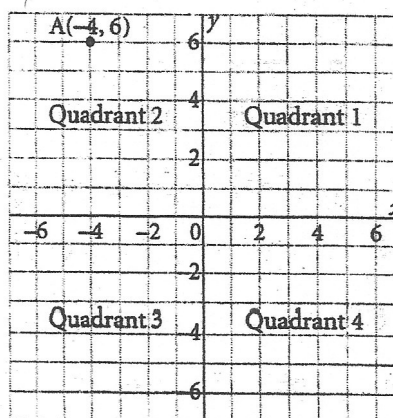
# 8.5

## Graphing on a Coordinate Grid



### Quick Review

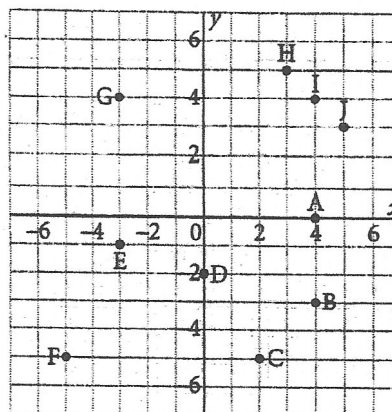
- A **coordinate grid** is formed when a horizontal number line and a vertical number line intersect at right angles at 0.
- The horizontal number line is the **x-axis**. The vertical number line is the **y-axis**. They meet at the **origin**.
- The axes divide the grid into 4 **quadrants** numbered 1, 2, 3, and 4 counterclockwise.
- Points on the axes do not belong to any quadrant.
- A point on a coordinate grid is located by an **ordered pair** of numbers. The first number, the **x-coordinate**, tells how far left or right of the origin the point is. The second number, the **y-coordinate**, tells how far up or down from the origin the point is. For example,  $(-4, 6)$  is 4 units left of the origin and 6 units up.



### Practice

1. Use each letter once. Complete these descriptions for points in the diagram.

- a) Point \_\_\_\_\_ is 3 units right of and 5 units up from the origin.
- b) Point \_\_\_\_\_ is 5 units right of and 3 units up from the origin.
- c) Point \_\_\_\_\_ has x-coordinate 0.
- d) Point \_\_\_\_\_ has y-coordinate 0.
- e) Points \_\_\_\_\_ have the same x-coordinates.



- f) Points \_\_\_\_\_ and \_\_\_\_\_ have equal x- and y-coordinates.
- g) Points \_\_\_\_\_ and \_\_\_\_\_ are in Quadrant 4.

Remember:

$(x, y)$   
How far Left or Right...  
how far up/down.



2. Use the diagram in question 1.  
Write the coordinates of each point.

a) A (4, \_\_\_\_\_)

b) B (\_\_\_\_\_, -3)

c) C \_\_\_\_\_

d) D \_\_\_\_\_

e) E \_\_\_\_\_

f) F \_\_\_\_\_

g) G \_\_\_\_\_

h) H \_\_\_\_\_

i) I \_\_\_\_\_

j) J \_\_\_\_\_

3. Plot these points on the grid.

(2, -9), (0, -5), (-4, -7), (-6, -10),

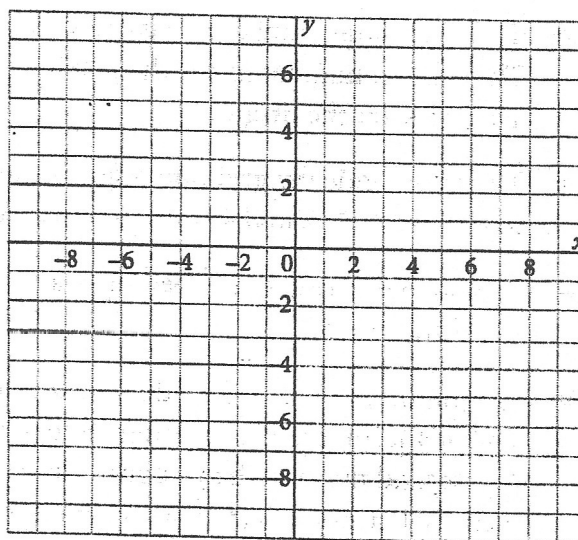
(-8, -10), (-9, -8), (-7, 0), (-5, 5),

(-6, 7), (-3, 6), (2, 3), (4, 0), (8, -4)

Join the points in the order listed.

Which animal's head did you draw?

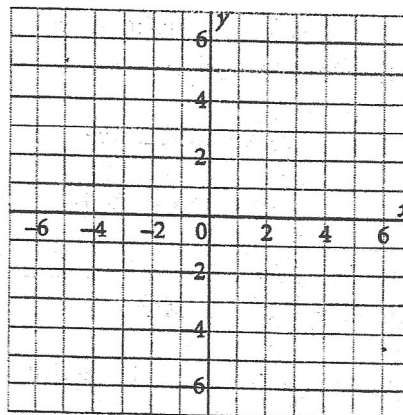
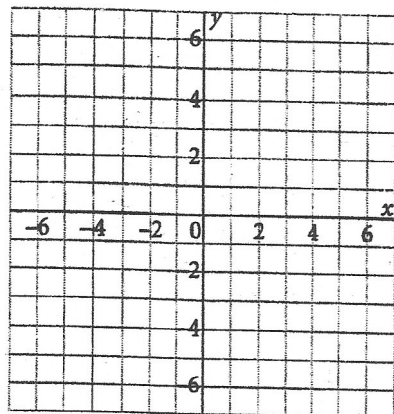
\_\_\_\_\_



4. Graph each set of points. Join the points in order. Then join the last point to the first point.  
Name the geometric shape you drew.

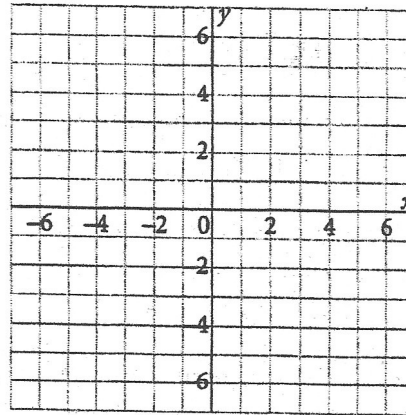
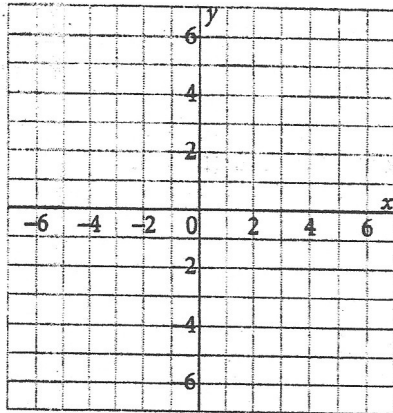
a) (5, 3), (5, -3), (-5, -3), (-5, 3)

b) (-4, 0), (2, 0), (5, 3), (-1, 3)



c)  $(-3, 4), (2, 4), (4, -2), (-4, -2)$

d)  $(5, 1), (-2, -2), (-5, 1), (-2, 4)$



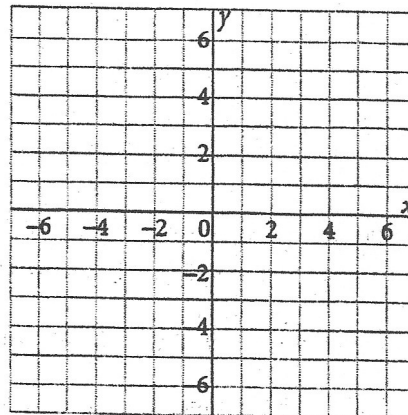
5. a)  $A(-4, -2)$ ,  $B(-4, 5)$ , and  $C(3, 5)$  are 3 vertices of square ABCD.

Graph these points on the grid.

- b) What are the coordinates of point D?

Graph this point on the grid.

Join the points to form square ABCD.



- c) Find the area and perimeter of square ABCD.

The side length of square ABCD is \_\_\_\_\_ units.

The area of square ABCD is \_\_\_\_\_ square units.

The perimeter of square ABCD is \_\_\_\_\_ units.