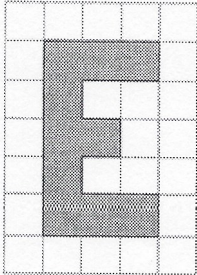


headings: your name; date; and the title of this assignment.

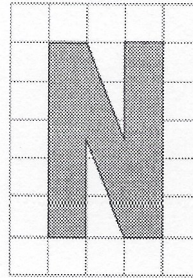
## 4.1 Enlargements and Reductions Worksheet

For #1 to 4, use grid paper.

1. a) Use a scale factor of 2 to enlarge the letter.



- b) Use a scale factor of 4 to enlarge the letter.




2. Draw an enlargement of the flag using a scale factor of 3.




3. Draw an image with dimensions that are half as large as each letter.

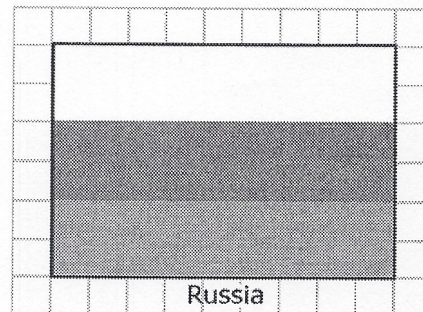
a)




b)



4. Draw a reduction of the flag using a scale factor of 0.25.



5. For the second image, is the scale factor equal to 1? greater than 1? less than 1? Explain how you know.



6. Explain how you could determine if Figure B is an accurate enlargement of Figure A.




Figure A

Figure B